

SPECIFICATIONS (See notes 1 - 3)

Horn Type: Pattern Control, Mid/high frequency horn

Operating Range: 400 Hz - 20 kHz

Usable LF Limit: 300 Hz

Flare Rate: 280 Hz

Throat Diameter: 2 in. / 51 mm

Axial Sensitivity 1W/1m (with TAD-4001 driver):

118 dB SPL (630 Hz - 16 kHz 1/3 octave bands)

Maximum Output (with TAD-4001 driver):

136 dB SPL

Nominal -6 dB Beamwidth:

Horizontal: 45° (+11° / -14°, 630 Hz - 16 kHz)

Vertical: 20° (+8° / -1°, 1.6 kHz - 16 kHz)

Axial Q: 48.1 (630 Hz - 16 kHz)

Axial DI: 16.8 (630 Hz - 16 kHz)

Recommended Signal Processing (for TAD-4001 driver):

None (Contact TAD-Pioneer)

Construction:

Hand-laminated, reinforced composite, black fiberglass

Double wall construction using embedded balsa wood

Required Accessories:

Electronic crossover, Equalization

Optional Accessories:

DSC42: Digital crossover / processor

2BKT: Rear yoke-type mounting bracket

Bolt Patterns:

(8) 5/16 in / 8 mm holes on 7 in / 178 mm bolt circle

(4) 5/16 in / 8 mm holes on 4 in / 102 mm bolt circle

Dimensions (without driver):

Height: 23 in. / 584 mm

Width: 28.5 in. / 724 mm

Depth: 43 in. / 1092 mm

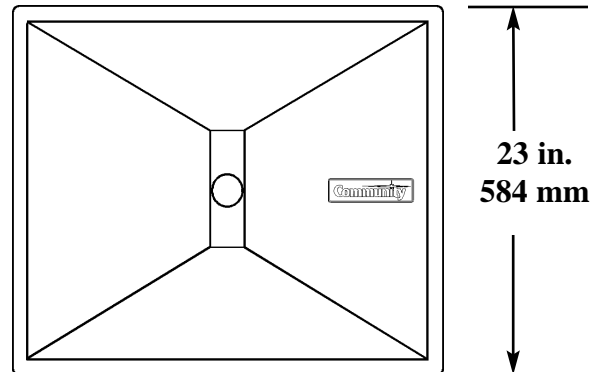
Weight: 27 lb. / 12.2 kg

Shipping Weight: 35 lb. / 15.9 kg

1. Sensitivity: Free field pink noise measurement at 25 ft / 7.6 m at 2% power; extrapolated to 1 meter and an input of 4 volts RMS. 0 dB SPL = 20 uPa.

2. Watts: All wattage figures are calculated using the rated nominal impedance.

3. EQ: Specifications are without equalization, normally required for optimum performance.



APPLICATIONS:

- Voice Announcement
- Sports Facilities
- Performing Arts
- Concert Systems
- Houses of Worship

FEATURES:

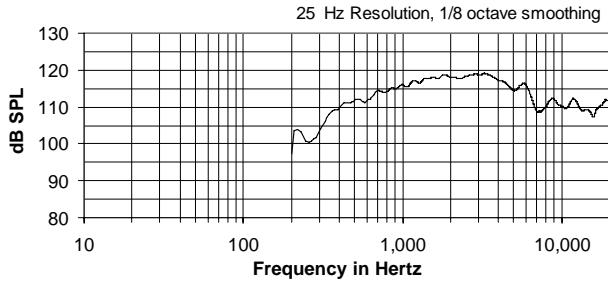
- Precise Horizontal and Vertical Pattern Control Maintains Consistent On and Off Axis Frequency Response
- High Q Design Provides Increased Intelligibility Over Distance
- Strong, Light Weight, Non-Resonant, Weather Resistant Fiberglass Construction

DESCRIPTION

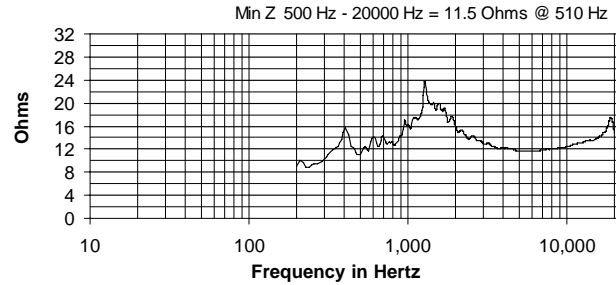
The PC242 horn is designed by Community to function as a midrange horn in a multi-way component system, or as a stand-alone, high power paging horn. Mated with a Community M200 or other 2 inch exit driver it will provide focused, extremely high output sound projection, with predictable performance and exceptional long term durability for professional sound reinforcement systems. Performance data for Community horns is well documented, providing the designer and consultant with highly predictable and consistent coverage patterns for system design.

Each horn is a handcrafted, one-piece, precision waveguide, precision molded in hand-laminated, fiber-reinforced fiberglass. Balsa wood is embedded in the sidewalls for non-diaphragmatic, resonant-free operation. With substantial fiberglass layering and integral throat and driver flange construction, Community horns are built to withstand the torque loads of the heaviest compression drivers. Their inherent strength and rigidity enhances sonic efficiency by preventing sound energy losses through the horn walls or from vibration. Community fiberglass horns are inherently weather-proof under all conditions of use. There is a five year warranty.

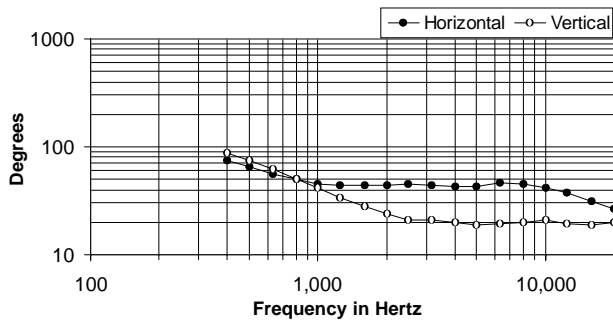
FREQUENCY RESPONSE



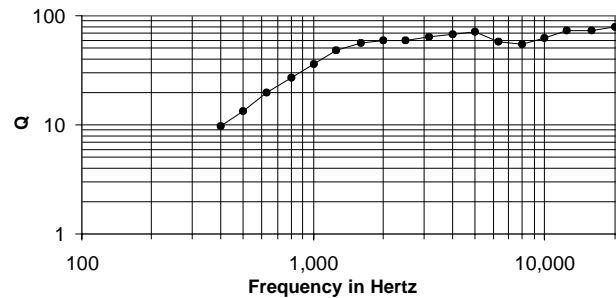
IMPEDANCE



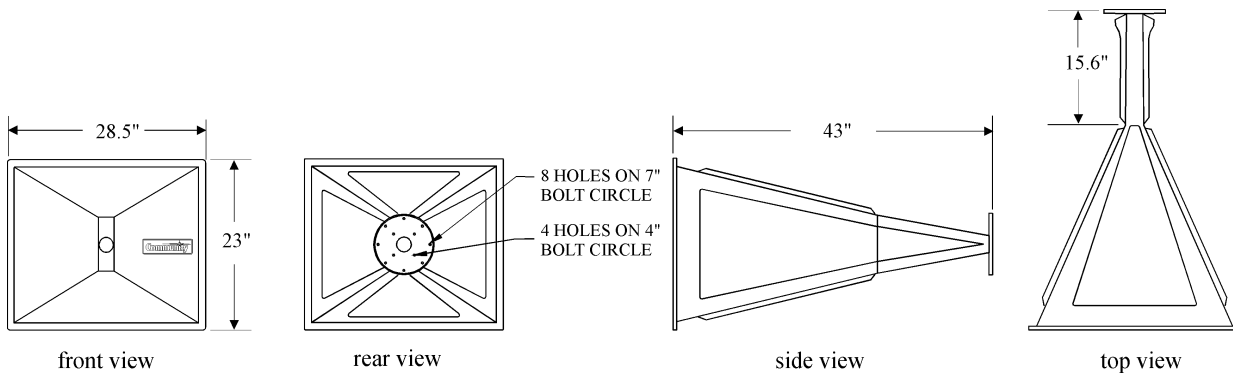
BEAMWIDTH



AXIAL Q



DIMENSIONS



ARCHITECTS' AND ENGINEERS' SPECIFICATIONS

The horn shall be a 2 inch throat entrance, Pattern Control, mid / high frequency device. It shall be made as one piece using hand-laminated fiberglass, with double wall constructions formed by resin-encapsulated, sandwich core wood. It shall include an integral rear flange for mounting a 2 inch exit compression driver and a flat, front flange to facilitate mounting. The usable operating range shall be from 400 Hz to 20 kHz with nominal -6 dB beamwidths of 45° horizontal, deviating no more than +11° / -14° between 630 Hz and 16 kHz, and 20° vertical, deviating no more than +8° / -1° between 1.6 kHz and 16 kHz. The horn shall be 23 in. (584 mm) H x 28.5 in. (724 mm) W x 43 in. (1092 mm) D, and weigh 27 lb. (12.2 kg).