

# Community

# SH2064M

4" ENTRANCE 60 X 40 DEGREE  
MID FREQUENCY HORN

## SPECIFICATIONS (See notes 1 - 3)

- Horn Type:** Pattern Control, Mid frequency horn  
**Operating Range:** 300 Hz - 2.5 kHz  
**Usable LF Limit:** 270 Hz  
**Flare Rate:** 270 Hz  
**Throat Diameter:** 4 in / 102 mm  
**Axial Sensitivity 1W/1m (with M4 driver):**  
114 dB SPL (315 Hz - 2 kHz 1/3 octave bands)  
**Maximum Output (with M4 driver):**  
137 dB SPL / 144 dB SPL peak (with M4 driver)  
**Nominal -6 dB Beamwidth:**  
Horizontal: 60° (+10° / -3°, 630 Hz - 2 kHz)  
Vertical: 40° (+20° / -10°, 630 Hz - 2 kHz)  
**Axial Q:** 14.1 (630 Hz - 2 kHz)  
**Axial DI:** 11.5 (630 Hz - 2 kHz)  
**Recommended Signal Processing (for M4 driver):**  
300 Hz and 2 kHz crossover points in a system  
250 Hz high pass filter for standalone operation

### Construction:

Hand-laminated, reinforced composite, black fiberglass  
Double wall construction using embedded balsa wood

### Required Accessories:

Electronic crossover, Equalization

### Optional Accessories:

2BKT: Rear yoke-type mounting bracket

### Bolt Pattern:

(6) 5/16 in / 8 mm holes on 12 in / 305 mm bolt circle

### Dimensions (without driver):

Height: 20.25 in. / 514 mm  
Width: 23.5 in. / 597 mm  
Depth: 19 in. / 483 mm

**Weight:** 21 lbs. / 9.5 kg

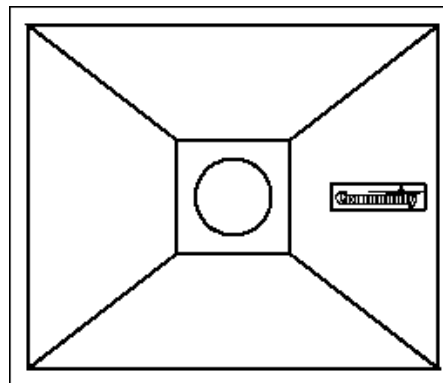
**Shipping Weight:** 23 lbs. / 10.4 kg

**1. Sensitivity:** Free field pink noise measurement at 25 ft / 7.6 m at 15% power; extrapolated to 1 meter and an input of 2.83 volts RMS. 0 dB SPL = 20 uPa.

**2. Watts:** All wattage figures are calculated using the rated nominal impedance.

**3. EQ:** Specifications are without equalization, normally required for optimum performance.

**OPTION:** For outdoor up-angle mounting, such as for audience coverage from trackside poles at a motor speedway, the SH2064M is available with a 90 degree throat as the CF2064M.



20.25 in.  
514 mm

## APPLICATIONS:

- Voice Announcement Systems
- Large Public Gatherings
- Stadia and Arenas
- Race Tracks
- Houses of Worship

## FEATURES:

- Strong, Lightweight, Weather-Resistant, Non-Resonant Fiberglass Construction
- Compact horn for M4 driver

## DESCRIPTION

The SH2064M is designed by Community to function as a midrange horn in multi-way component systems or as a stand-alone, high-power announcement / paging horn. Mated with a Community M4 compression driver it will provide focused, extremely high output sound projection, with predictable performance and exceptional long term durability. The SH2064M is particularly suited for use with the SH864 HF horn in component clusters. The horn lengths provide physical alignment of the MF and HF drivers when the horn mouths are aligned.

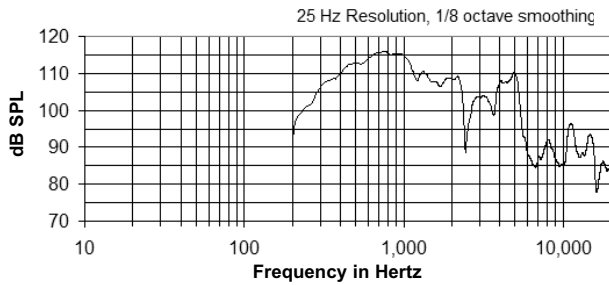
Performance data for Community horns is well documented, providing the designer and consultant with highly predictable and consistent coverage patterns for system design.

Each horn is a handcrafted, one-piece, precision waveguide, precision molded in hand-laminated, fiber-reinforced fiberglass. Balsa wood is embedded in the sidewalls for non-diaphragmatic, resonant-free operation. With substantial fiberglass layering and integral throat and driver flange construction, Community horns are built to withstand the torque loads of the heaviest compression drivers. Their inherent strength and rigidity enhances sonic efficiency by preventing sound energy losses through the horn walls or from vibration. Community fiberglass horns are inherently weather-proof under all conditions of use. There is a five year warranty.

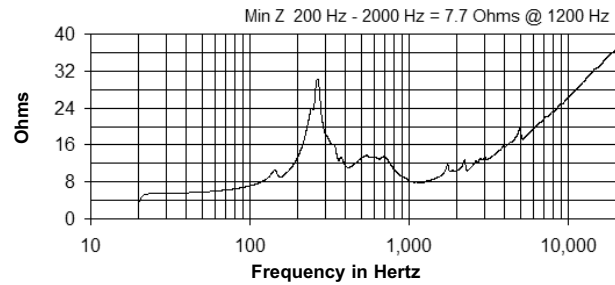
# COMMUNITY PROFESSIONAL LOUDSPEAKERS

333 EAST 5TH STREET CHESTER, PA 19013-4511 USA Phone (610) 876-3400 Fax (610) 874-0190 www.communitypro.com

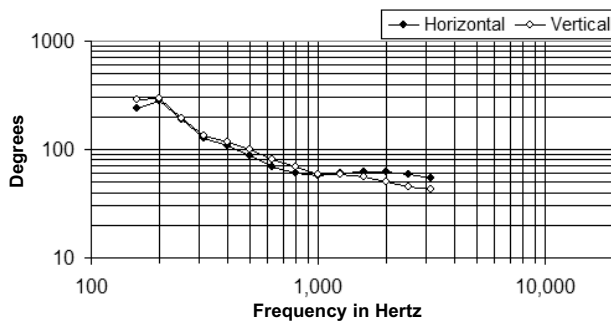
## FREQUENCY RESPONSE



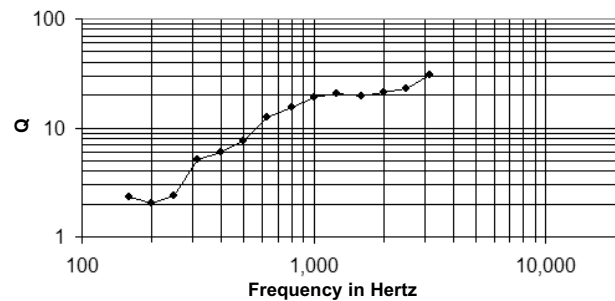
## IMPEDANCE



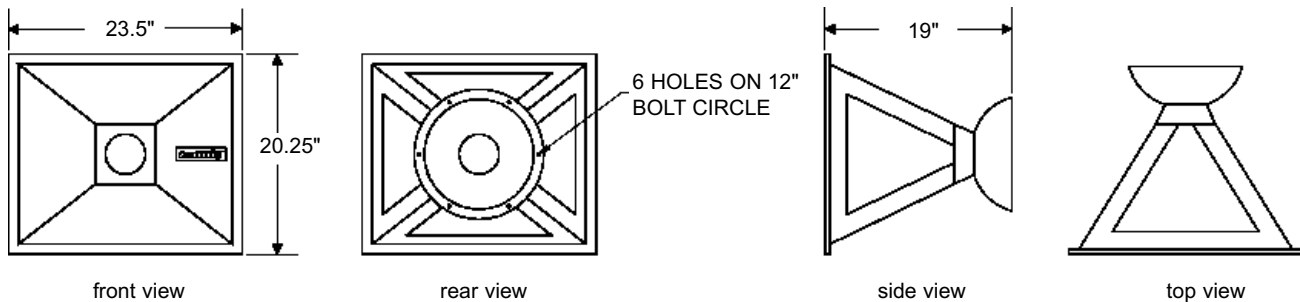
## BEAMWIDTH



## AXIAL Q

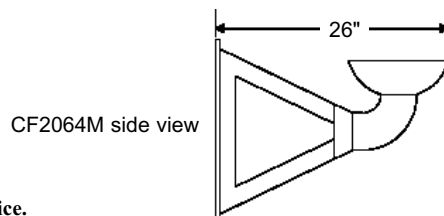


## DIMENSIONS



## ARCHITECTS' AND ENGINEERS' SPECIFICATIONS

The horn shall be a 4-inch throat entrance, Pattern Control, midrange device. The horn shall be made as one piece using hand-laminated fiberglass, with double wall constructions formed by resin-encapsulated, sandwich core wood. The horn shall include an integral cupped rear flange for mounting the M4 4-inch exit compression driver and a flat, front flange to facilitate mounting. The usable operating range shall be from 300 Hz to 2.5 kHz with nominal -6 dB beamwidths of 60° horizontal, deviating no more than +10° / -3° between 630 Hz and 2 kHz, and 40° vertical, deviating no more than +20° / -10° between 630 Hz and 2 kHz. The horn shall be 20.25 in. (514 mm) H x 23.5 in. (597 mm) W x 19 in. (483 mm), and weigh 21 lbs. (9.5 kg).



Specifications subject to change without notice.