



Description

The W2-112 subwoofer is a high output, high sensitivity, vented low frequency system with extended low frequency response down to 40 Hz. With a single carbon fiber, double-spider 12-inch cast frame Ferrofluid-cooled driver mounted in a tuned vented enclosure, the W2-112 has a maximum output of 116 dB SPL (123 dB SPL peak).

Engineered for use in permanent installations, the loudspeaker enclosure and faceplate are constructed of multilayer glass composite, providing extreme structural strength. A three-layer Weather-Stop™ grille provides weather-resistance to the internal components, while all exposed hardware is stainless steel or powder-coated aluminum extrusion. Four 1/2-13 mounting points are included.

The W2-112 Includes four 1/2-13 threaded inserts for use with Community's optional SSY25KIT mounting accessory. The SSY25KIT includes a 25.75-inch long grade stainless steel yoke bracket for mounting a W2-112 subwoofer.

The W2-112 is backed by a five-year product warranty plus a fifteen-year enclosure warranty.

Applications

- Theme and Amusement Parks
- Outdoor Entertainment Centers
- Cruise Ships
- Swimming Pools
- Music Pavilions
- Water Parks

Features

All-Weather, Multilayer Glass Composite Enclosure

Stainless Steel Hardware

Integral Mounting Points

Dual-layer Powder Coated Weather-Resistant Stainless Steel Grille

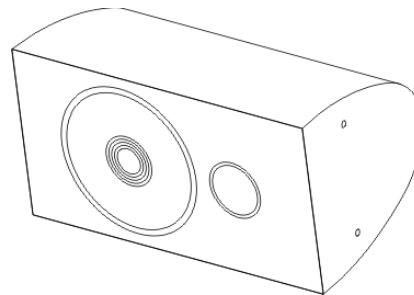
Available in Black or White Finishes

Ferrofluid-Cooling

Optional SSY25KIT Stainless Steel Mounting Yoke

W2-112

WET SERIES II 12-INCH SUBWOOFER



SYSTEM

Format: 12-inch subwoofer

Operating Range: 40 Hz - 700 Hz

Frequency Response: 50 Hz - 160 kHz (±2.5 dB)

Dispersion (-6 dB): 360° H x 180° V

Maximum SPL @1m: 116 dB continuous / 123 dB peak

Crossover Frequency: N/A

Sensitivity in SPL: 93 dB (50 Hz - 160Hz, 1/3 octave)
(1W/1m, free space)

Max Power Handling: 200 W RMS
500W Program

Impedance: Nominal 8Ω / Min. 7Ω at 200 Hz

TRANSDUCERS

Low Frequency: 1 x 12" Carbon Fiber, Double Spider, Cast Frame (304.8 mm)

MECHANICAL

Enclosure: Hand-laminated fiberglass

Finish: Black or white gelcoat

Rigging Provisions: Four 1/2-13 rigging points

Input Connection: 16-2 SJOW (12 ft. / 4m)

Grille: Three-layer Weather-Stop™

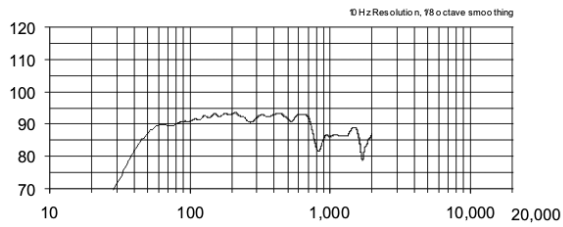
Dimensions: 13.75" (349 mm) x 26" (660 mm) x
H x W x D 14.5" (368 mm)

Net Weight: 47.5 lbs / 21.5 kg

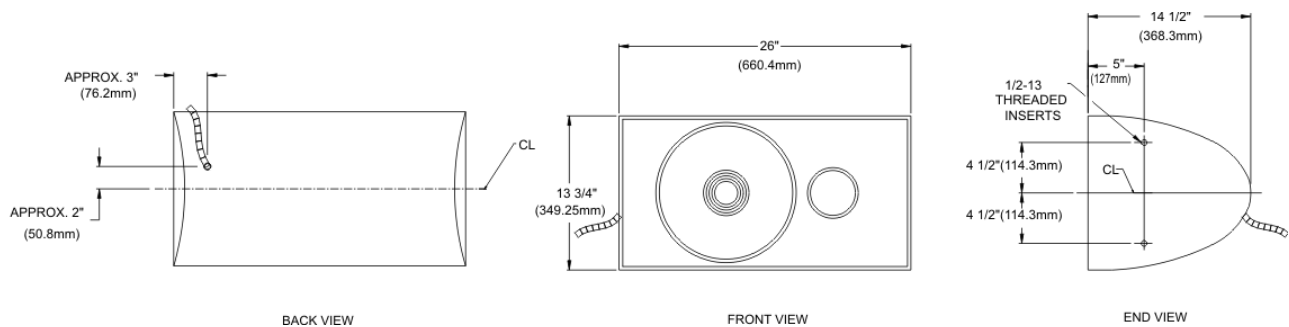
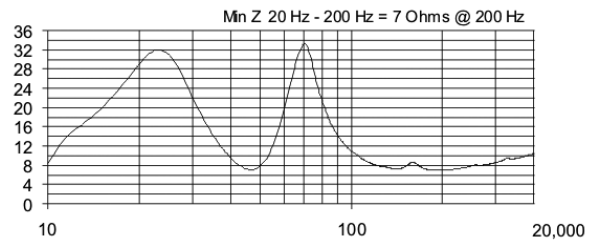
Recommended signal processing available upon request.

W2-112

FREQUENCY RESPONSE



IMPEDANCE



Architects' and Engineers' Specifications

The loudspeaker system shall be a vented bass reflex multilayer glass composite enclosure with one cast-frame, carbon-fiber, double-spider 12-inch Ferrofluid-cooled woofer. There shall be a 12' (4m) #16-2 gauge SJOW input cable. There shall be four 1/2-13 integral threaded mounting points connected to internal reinforcement. The system shall have an amplitude response of 50 Hz to 160 Hz (± 2.5 dB), input capability of 40V RMS, 93 dB sensitivity referenced to a 2.83V input and 8 ohm nominal impedance. The nominal dispersion shall be omnidirectional throughout the operating range. The loudspeaker shall be 13.75 in. (349 mm) high x 26 in. (660 mm) wide x 14.5 in. (368 mm) deep and weigh

Community strives to improve its products on a continual basis. Specifications are therefore subject to change without notice.

Community Professional Loudspeakers, 333 East Fifth Street, Chester, PA USA 19013-4511
 TEL: 610-876-3400 · FAX: 610-874-0190 · www.communitypro.com