



Description

Exhibiting a true 120° wide coverage pattern, the WET2W8 is an innovative two-way loudspeaker. The W2-2W8 satisfies a variety of sound reinforcement, down-fill, underbalcony stage edge fill, monitoring, and other applications.

The LF drivers and centrally placed 120° HF pattern control horn have been engineered to provide superior uniform pattern over the widest possible bandwidth. The unique molded "Super-V" configuration of the LF drivers provides exceptional uniform mid-range coverage that would be impossible to create with a conventional flat wood baffle plate. Precise modeling and documentation prove that woofer/horn/woofer placement in traditional underbalcony fill-type loudspeaker designs exacerbates severe vertical lobing. The Super-V configuration prevents the collapse of the horizontal coverage pattern throughout its range, especially the critical voice-range, when oriented in its usual horizontal position.

Engineered for permanent installations, the loudspeaker enclosure and faceplate are constructed of multi-layer glass composite, resulting in extreme structural strength. A three-layer Weather-Stop™ grille provides weather-resistance to the internal components, while all exposed hardware is stainless steel or powder-coated aluminum extrusion. A stainless steel mounting yoke is included.

The W2-2W8 can also be ordered with a factory-installed 200-watt autoformer (model W2-2W8T) for 70V/100V lines with selectable taps at 200, 100, 50 and 25 watts.

The W2-2W8 is backed by a five-year product warranty plus a fifteen-year enclosure warranty.

Applications

- **Wide Area Outdoor Coverage**
- **Outdoor Underbalcony Fill**
- **Foreground Music**
- **Theme Parks / Water Parks**
- **Outdoor Entertainment Centers**

Features

All-Weather, Multilayer Glass Composite Enclosure

Weather Inert Driver Diaphragms

Stainless Steel Hardware

Integral Mounting Points

High Power Passive Crossover

Ferrofluid-Cooling

Available in Black or White Finishes

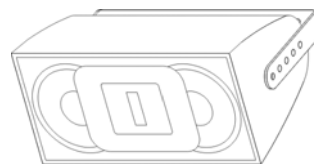
Dual-layer Powder Coated Weather-Resistant Stainless Steel Grille and Yoke

Mounting Yoke Included

Available with or without a 200 W Autoformer for 70V / 100V Applications

W2-2W8

WET SERIES II FULL-RANGE 2-WAY, DUAL 8-INCH



SYSTEM

Format: Two-way, full-range

Operating Range: 65 Hz - 18 kHz

Frequency Response: 80 Hz - 15 kHz (±3 dB)

Dispersion (-6 dB): 120° H x 60° V

Maximum SPL @ 1m: 121 dB continuous / 128 dB peak

Crossover Frequency: 1 kHz

Sensitivity in SPL: 97 dB (100 Hz - 13 kHz, 1/3 octave)

(1W/1m, free space) 98 dB (250 Hz - 4 kHz, speech range)

Max Power Handling: 250W RMS
(passive mode) 600W Program

Transformer Version

70V Taps: 200W, 100W, 50W and 25W

100V Taps: 200W, 100W, 50W and 25W

Impedance: Nominal 8Ω / Min. 4.6Ω at 190Hz

TRANSDUCERS

Low Frequency: 2 x 8" (203 mm)

High Frequency: 1" (25.4mm)

MECHANICAL

Enclosure: Hand-laminated fiberglass

Finish: Black or white gelcoat

Rigging Provisions: Two 1/2-13 rigging points; yoke bracket included

Input Connection: 16-2 SJOW (12 ft / 4m)
5-Cond. UV Resistant (T-Version)

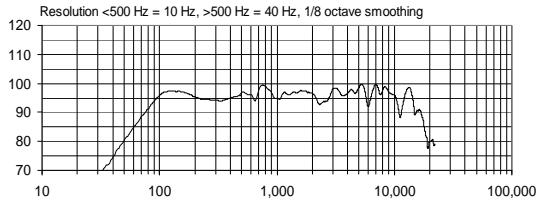
Grille: Three-layer Weather-Stop™

Dimensions: 10.13" (257 mm) x 20" (508 mm) x
H x W x D 11.5" (292 mm)

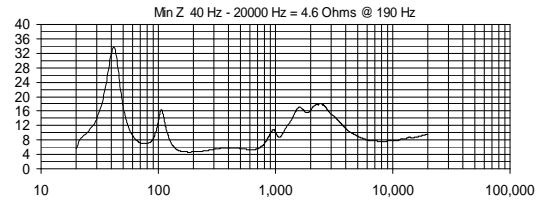
Net Weight: 40.4 lbs / 18.3 kg

Recommended signal processing available upon request.

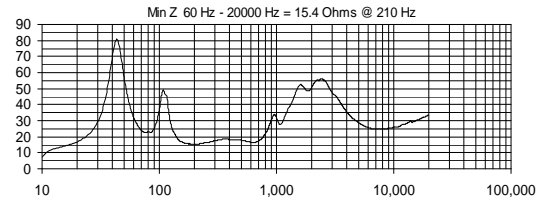
FREQUENCY RESPONSE



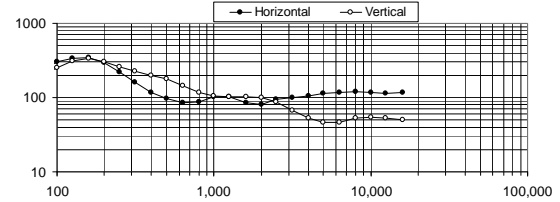
IMPEDANCE



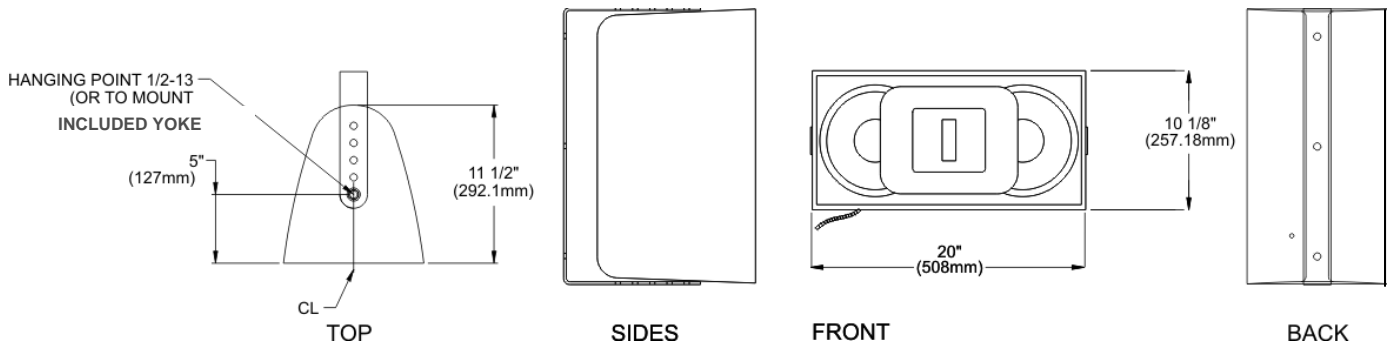
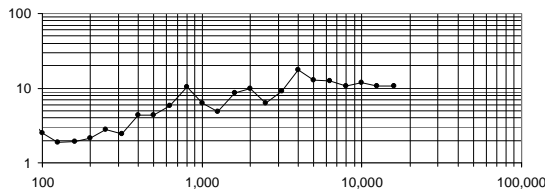
AUTOFORMER 200W IMPEDANCE



BEAMWIDTH



AXIAL Q



Architects' and Engineers' Specifications

The loudspeaker shall be a two-way, weather-resistant design with two 8-inch carbon fiber cone woofers with a centrally mounted 1-inch exit titanium diaphragm HF compression driver mounted to a pattern control horn. The drivers shall be mounted on a one-piece multi-layer glass composite baffle. All components shall be connected to an integral crossover at a crossover frequency of 1 kHz. The input connection shall be one 12 ft. (4m) SJOW #16 gauge cable with stripped ends. The loudspeaker enclosure shall be constructed of multilayer glass composite with a 16 gauge perforated stainless steel grille and two integral 1/2-13 threaded mounting points. The system shall meet the following performance criteria: Amplitude response of 80 Hz to 15 kHz (+/-3 dB), 250 watts RMS power handling, 97 dB SPL sensitivity (100 Hz -13 kHz) at 1 meter with 1 watt applied. The nominal system impedance shall be 8 ohms. Nominal horn coverage pattern shall be 120° H x 60° V. Dimensions shall be 10.13 in. (257 mm) high, 20 in. (508 mm) wide, 11.5 in. (292 mm) deep with a weight of 40.4 lbs. (18.3 kg).

Community strives to improve its products on a continual basis. Specifications are therefore subject to change without notice.

Community Professional Loudspeakers, 333 East Fifth Street, Chester, PA USA 19013-4511
 TEL: 610-876-3400 · FAX: 610-874-0190 · www.communitypro.com