



## Description

The W2-312-94H is a high output, three-way loudspeaker system with a 90° H x 40° V coverage pattern, designed to provide high quality music and voice reproduction in applications requiring the ultimate in extreme weather-resistance.

The HF driver uses a proprietary 1" exit, non-metallic diaphragm and a proprietary 2" exit MF driver with an environmentally inert mylar diaphragm. The 12" LF driver utilizes a molded carbon fiber cone. Ferrofluid fills the voice coil gaps to prevent gap corrosion, as well as improve thermal power handling and reduce power compression. Community's precision passive frequency dividing networks minimize band overlap through the use of high order filters which maintain linear phase response characteristics.

Engineered for use in permanent installations, the loudspeaker enclosure and faceplate are constructed of multilayer glass composite, providing extreme structural strength. A three-layer Weather-Stop™ grille provides weather-resistance to the internal components, while all exposed hardware is stainless steel or powder-coated aluminum extrusion.

The W2-312 includes four ½-13 mounting points, two on each side of the enclosure, which mate with Community's optional SSY25KIT mounting accessory. The W2-312-94H is also available in a 60° x 40° coverage pattern (model W2-312-64H) and can be ordered, either with or without a built-in optional 200-watt) with selectable taps at 200, 100, 50 and 25 watts.

The W2-312-94H is backed by a five-year product warranty plus a fifteen-year enclosure warranty.

## Applications

- Stadium Fascia
- Public Address
- Theme and Amusement Parks
- Outdoor Entertainment Centers
- Cruise Ships
- Music Pavilions
- Water Parks

## Features

All-Weather, Multilayer Glass Composite Enclosure

Stainless Steel Hardware

Integral Mounting Points

High Power Passive Crossover or Bi-amp Crossover with Passive MF/HF

Ferrofluid-Cooling

Dual-layer Powder Coated Weather-Resistant Stainless Steel Grille

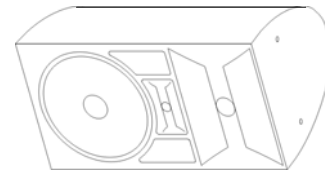
Available in Black or White Finishes

Optional SSY25KIT Stainless Steel Mounting Yoke Available

Available with or without a 200 W Autoformer for 70V / 100V Applications

# W2-312-94H

WET SERIES II FULL-RANGE  
3-WAY, 12-INCH



## SYSTEM

**Format:** Three-way, full-range

**Operating Range:** 50 Hz - 18 kHz

**Frequency Response:** 70 Hz - 15 kHz (±2 dB)

**Dispersion (-6 dB):** 90° H x 40° V

**Maximum SPL @ 1m:** 119 dB continuous / 126 dB peak

**Crossover Frequency:** 600 Hz / 3.5 kHz

**Sensitivity in SPL:** 96 dB (100 Hz - 13 kHz, 1/3 octave)  
(1W/1m, free space) 97 dB (250 Hz - 4 kHz, speech range)

**Max Power Handling:** 200W RMS  
500W Program

**Transformer Version**

**70V Taps:** 200W, 100W, 50W and 25W

**100V Taps:** 200W, 100W, 50W and 25W

**Impedance:** Nominal 4Ω / Min. 3.6Ω at 490 Hz

## TRANSDUCERS

**Low Frequency:** 1 x 12" Carbon Fiber (304.8 mm)

**Mid-Frequency:** 1 x 2" Community M200

**High Frequency:** 1 x 1" Community VHF100

## MECHANICAL

**Enclosure:** Hand-laminated fiberglass

**Finish:** Black or white gelcoat

**Rigging Provisions:** Four 1/2-13 rigging points

**Input Connection:** 16-2 SJOW (12 ft / 4m)  
5-Cond. UV Resistant (T-Version)

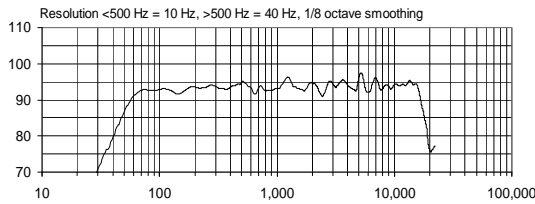
**Grille:** Three-layer Weather-Stop™

**Dimensions:** 13.75" (349 mm) x 26" (660 mm) x  
**H x W x D** 14.5" (368 mm)

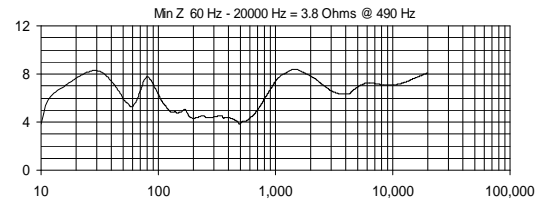
**Net Weight:** 61.5 lbs (27.9 kg)

Recommended signal processing available upon request.

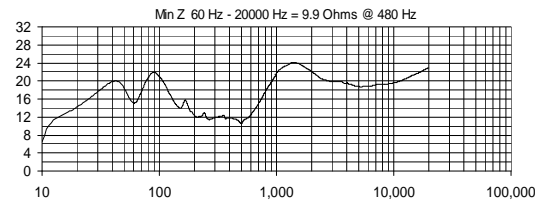
## FREQUENCY RESPONSE



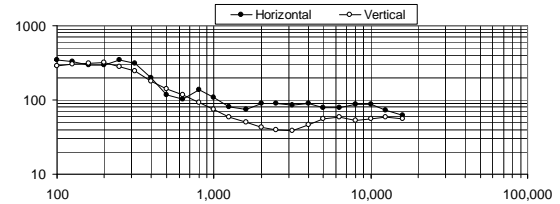
## IMPEDANCE



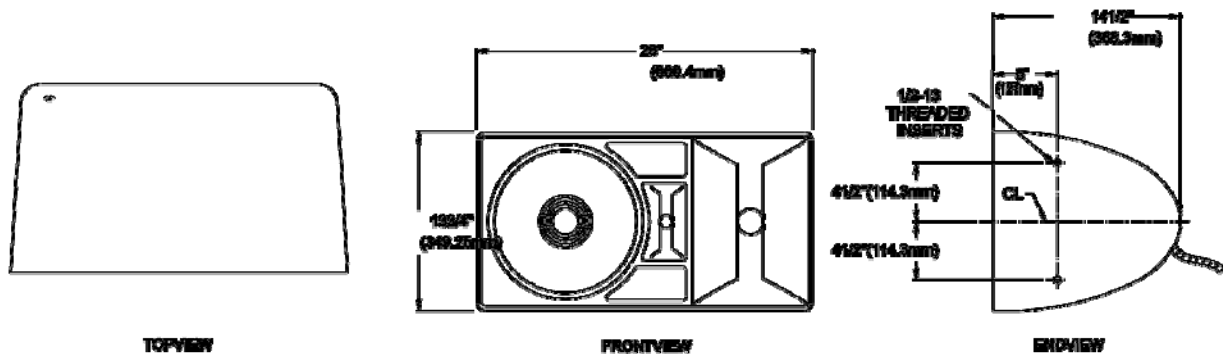
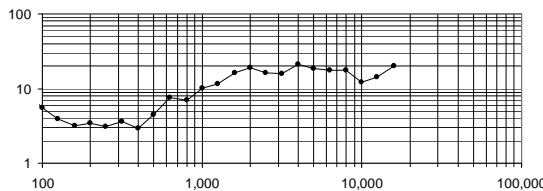
## AUTOFORMER 200W IMPEDANCE



## BEAMWIDTH



## AXIAL Q



### Architects' and Engineers' Specifications

The loudspeaker shall be a three-way, weather-resistant design with one 12" carbon fiber cone LF, one M200 mid-frequency driver and a VHF100 high-frequency driver. The drivers shall be mounted on a one-piece fiberglass composite baffle. The crossover frequency shall be 600Hz. The crossover shall use high quality 250V film capacitors and low ESR inductors. The one piece loudspeaker enclosure shall be constructed of hand-laminated fiberglass composite with four integral 1/2-13 threaded mounting points. The system shall meet the following performance criteria: Amplitude response of 70 Hz - 15 kHz ( $\pm 2$  dB), 200 watts RMS power handling, 96 dB SPL sensitivity at 1 meter with 1 watt applied. The nominal system impedance shall be 4 ohms. Nominal horn coverage pattern shall be 90° H x 40° V. Dimensions shall be 13.75 in. (349 mm) high, 26 in. (660 mm) wide, 14.5 in. (368 mm) deep with a weight of 61.5 lb (27.9 kg).

*Community strives to improve its products on a continual basis. Specifications are therefore subject to change without notice.*