

SPECIFICATIONS (See notes 1 - 4)

Horn Type: Pattern Control, Mid-frequency horn
Operating Range: 200 Hz - 2.5 kHz
Usable LF Limit: 170 Hz
Flare Rate: 150 Hz
Throat Diameter: 4 in. / 102 mm
Axial Sensitivity 1W/1m (with M4 driver):
 116 dB SPL (200 Hz - 2 kHz 1/3 octave bands)
Maximum Output (with M4 driver):
 139 dB SPL / 146 dB SPL peak
Nominal -6 dB Beamwidth:
 Horizontal: 60° (+14° / -6°, 315 Hz - 2.5 kHz)
 Vertical: 40° (+10° / -5°, 500 Hz - 2.5 kHz)
Axial Q: 23.9 (315 Hz - 2.5 kHz)
Axial DI: 13.8 (315 Hz - 2.5 kHz)
Recommended Signal Processing (for M4 driver):
 225 Hz and 2 kHz crossover points in a system
 200 Hz high pass filter for stand-alone operation

Construction:
 Hand-laminated, reinforced composite, black fiberglass
 Double wall construction using embedded balsa wood

Required Accessories:
 Electronic crossover, Equalization

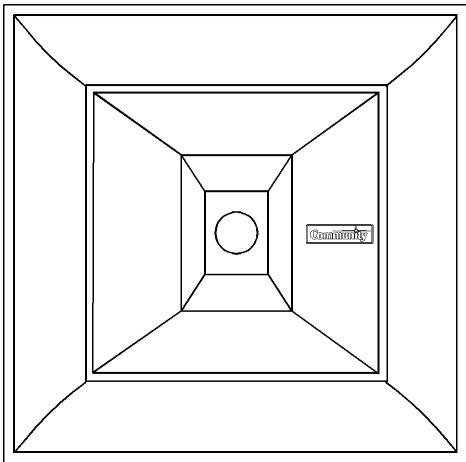
Optional Accessories:
 PCMX: Mouth extension for 225 Hz operation;
 highly recommended for optimum performance
 DSC42: Digital crossover / processor
 M4YOKE: Rear mounting bracket
 (add'l front support required)
 M4COAXBKT: Coaxially mounts PC400 series horn
 in mouth
 TRC400: 400W line transformer

Bolt Pattern:
 (6) 5/16 in / 8 mm holes on 12 in / 305 mm bolt circle

Dimensions (without driver):
 Height: 44 in. / 1118 mm
 (28.5 in. / 724 mm without PCMX)
 Width: 44 in. / 1118 mm
 (28.5 in. / 724 mm without PCMX)
 Depth: 41 in. / 1041 mm
 (35 in. / 889 mm without PCMX)

Weight: 46 lb. / 20.9 kg (84 lb. / 38.1 kg with PCMX)
Shipping Weight: 52 lb. / 23.6 kg
PCMX Weight: 38 lb. / 17.2 kg
PCMX Shipping Weight: 42 lb. / 19.1 kg

- Sensitivity:** Free field pink noise measurement at 40 ft / 12.2 m at 10% power; extrapolated to 1 meter and an input of 2.83 volts RMS. 0 dB SPL = 20 uPa.
- Watts:** All wattage figures are calculated using the rated nominal impedance.
- PCMX:** Specifications are with PCMX extension, recommended for optimum performance.
- EQ:** Specifications are without equalization, normally required for optimum performance.



44 in.
1118 mm
(with PCMX)

APPLICATIONS:

- Concerts
- Voice Announcement
- Large Public Gatherings
- Houses of Worship
- Arenas
- Stadia

FEATURES:

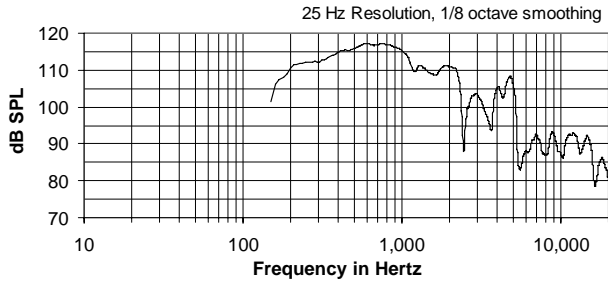
- Strong, Lightweight, Weather Resistant Fiberglass Construction
- Long Distance Projection Capability
- Precise Horizontal and Vertical Control Maintains Consistent On and Off Axis Frequency Response
- Accepts Co-Axially Mounted Bracket and HF Horn

DESCRIPTION

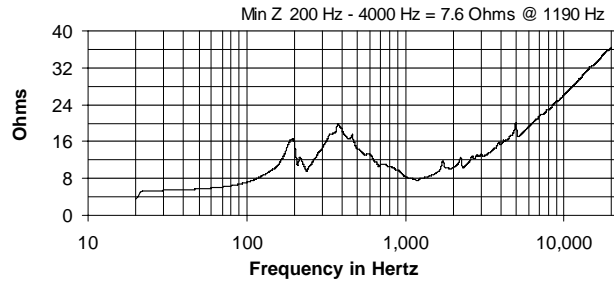
The PC1564M horn with the PCMX mouth extension is designed by Community to function as a midrange horn in a multi-way component system or a stand-alone, high-power paging horn. Mated with a Community M4 compression driver it will provide focused, extremely high output sound projection, with predictable performance and exceptional long term durability for professional sound reinforcement systems. Performance data for Community horns is well documented, providing the designer and consultant with highly predictable and consistent coverage patterns for system design.

Each horn is a handcrafted, one-piece, precision waveguide, precision molded in hand-laminated, fiber-reinforced fiberglass. Balsa wood is embedded in the sidewalls for non-diaphragmatic, resonant-free operation. With substantial fiberglass layering and integral throat and driver flange construction, Community horns are built to withstand the torque loads of the heaviest compression drivers. Their inherent strength and rigidity enhances sonic efficiency by preventing sound energy losses through the horn walls or from vibration. Community fiberglass horns are inherently weather-proof under all conditions of use. There is a five year warranty.

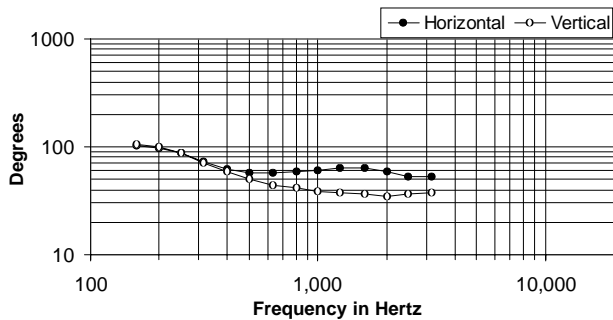
FREQUENCY RESPONSE



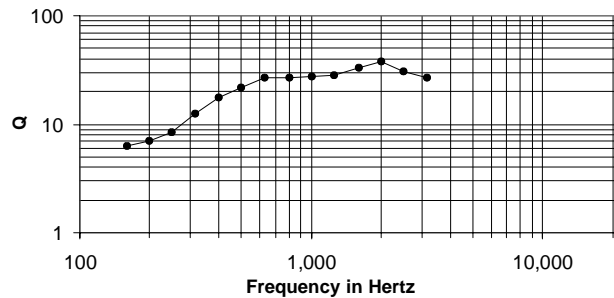
IMPEDANCE



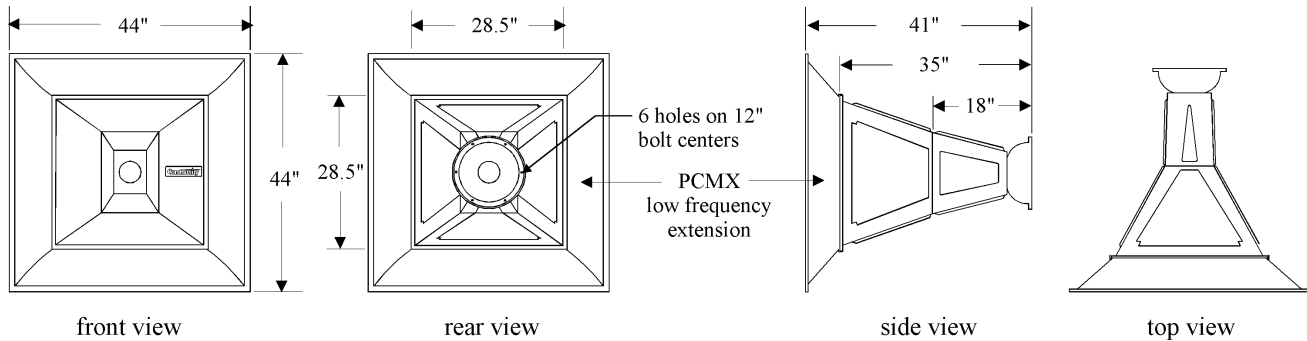
BEAMWIDTH



AXIAL Q



DIMENSIONS



ARCHITECTS' AND ENGINEERS' SPECIFICATIONS

The horn shall be a 4 inch throat entrance, Pattern Control, midrange device. The horn and the PCM mouth extension shall each be made as one piece using hand-laminated fiberglass, with double wall constructions formed by resin-encapsulated, sandwich core wood. The PCM mouth extension shall be joined to the horn with provided hardware. The horn shall include an integral cupped rear flange for mounting the M4 4 inch exit compression driver and a flat, front flange to facilitate mounting. The usable operating range shall be from 200 Hz to 2.5 kHz with nominal -6 dB beamwidths of 60° horizontal, deviating no more than +14° / -6° between 315 Hz and 2.5 kHz, and 40° vertical, deviating no more than +10° / -5° between 500 Hz and 2.5 kHz. The horn with the PCM extension shall be 44 in. (1118 mm) H x 44 in. (1118 mm) W x 41 in. (1041 mm) D, and weigh 84 lb. (38.1 kg). The horn without the PCM extension shall be 28.5 in (724 mm) H x 28.5 in (724 mm) W x 35 in. (889 mm) D and weigh 46 lb. (20.9 kg).